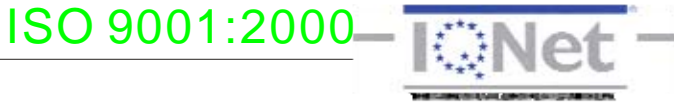


# DIESEL GENERATOR SET 190V-440V 3P4W



## Standard Features and Characteristics

### Rating Range

		RPM1500	50Hz
Standby:	kW	400	
	kVA	500	
Prime:	kW	360	
	kVA	450	



#### ● QUALITY STANDARDS

- The OTC Generator set compliance with all main standards, such as ISO8528 ( GB/T2820-97), GB755 , BS5000, VDE0530, ISO3046, IEC34-1, CSA22-2, AS1359, ISO14001.
- Diesel engine and alternator OEM authorization certificate and their quality assurance.
- Other standards and certifications can be considered on request.

#### ● ASSEMBLY

- The engine and alternator are close coupled by means of an SAE flange . A full torsional analysis has been carried out to guarantee no harmful vibration will occur.
- Anti-vibration pads are affixed between engine alternator feet and the base frame. Thus ensuring complete vibration isolation of the rotating assemblies and enabling the machine to be placed on an uneven surface without any detrimental effects.
- For durability and corrosion resistance, all iron and steel surfaces of canopy fabrications have been treated for coating by grit blast cleaning. Then covered by special three layers painting which provides an excellent corrosion resistant surface.

#### ● CONTROL SYSTEM AND PROTECTION

- Controllers are available for all applications. The controller system is used to start and stop the engine , indicate electric date and protect the generator set. See controller features inside.
- The revolving parts are covered by safety net , and the place which easy to scald and got an electric shock all to have been put on obvious warning slogan

#### ● WARRANTY

- OTC Company provides one-source responsibility for the generator set and accessories.
- Each OTC Generating set has been got through 2hours load test for running 0%,25%,50%,75%,100% and 110% load, all protective devices and control function are simulated and checked before despatch.
- Engine and Alternator are guaranteed for a period of 12months from the date of commissioning or 18 months from shipping, whichever occurs first.
- Convenience for operation and maintenance, backed by CUMMINS and LEROY SOMER global service network.

### GENERATOR SET RATINGS

Alternator Model	HC1544C(STAMFORD)	LSA47.2 S5(LEROY SOMER)
Frequency and Speed	50Hz 1500rpm	50Hz 1500rpm

#### Prime Power Data

Class-TEMP Rise( )	Cont.H -125K/40				Cont.H -125K/40		
Voltage series star	380	400	415	440	380	400	415
Voltage parallel star	190	200	208	220	190	200	208
Voltage series delta	220	230	240	254	220	230	240
Rating capacity(kVA)	450	500	450	450	455	455	455
Rating power(kW)	360	400	360	360	364	364	364
Power efficiency(%)	94.0	93.8	94.4	94.6	93.8	93.8	93.8
Input power(kW)	383	426	381	381	388	388	388

#### Standby Power Data

Class-TEMP Rise( )	Standby.H -150K/40				Standby.H -150K/40		
Voltage series star	380	400	415	440	380	400	415
Voltage parallel star	190	200	208	220	190	200	208
Voltage series delta	220	230	240	254	220	230	240
Rating capacity(kVA)	478	512	478	478	471	471	471
Rating power(kW)	382	410	382	382	377	377	377
Power efficiency(%)	93.8	93.7	94.2	94.4	93.5	93.5	93.5
Input power(kW)	408	437	406	405	404	404	404

**RATINGS:** All three-phase units are rated at 0.8 power factor. **Standby ratings :** Standby ratings apply to installations served by a reliable utility source. The standby rating is for this rating. Ratings are in according with ISO-3046/1,BS 5514 ,AS 2789 , and DIN 6271.

**Prime Power Ratings:** Prime power ratings apply to installations where utility power is unavailable or unreliable. At varying load, the number of generator set operating hours is unlimited. A 10% overload capacity is available for one hour in twelve. Ratings are in accordance with ISO-8528/1, overload capacity in accordance with ISO-3046/1,BS 5514, AS 2789, and DIN 6271. For limited running time and base load ratings, consult the factory. The generator set manufacturer reserves the right to change the design or specifications without notice and without any obligation or liability whatsoever.

**GENERAL GUIDELINES FOR DERATING: Altitude:** Derate 4.0% per 300m(1000 ft.) elevation above 760m(2500ft.) up to a maximum elevation of 2450m(8000 ft.).More than 2450m(8000ft), please contacts with us or our dealer seek the help.  
**Temperature:** Derate 6.0% per 11 (20 ) temperature above 40 (104 )

## ALTERNATOR

Specification	1500RPM 50HZ
Type	4-Pole, Rotating Field
Exciter type	Brushless, Self excited
Voltage regulator(AS440 or MX321)	Solid State, Volts/Hz
Voltage regulation	1.5%
Insulation	Class H
Protection	IP23
Rated power factor	0.8
Stator winding	Double layer concentric
Winding pitch	Two thirds
Winding leads	12
Maximum overspeed	2250 Rev/min
Sustained short circuit	Self excited machines do not sustain a short circuit current
Waveform distortion	No load < 1.5% Non-distorting balanced linear load < 5.0%
Altitude	1000 m

- Alternators meet the requirement of BS EN 60034 and the relevant section of other international standards such as BS5000, VDE 0530, NEMA MG1-32, IEC34, CSAC22.2-100, As1359, and other standards and certifications can be considered on request.
- The 2/3 pitch design avoids excessive neutral currents. With the 2/3 pitch and carefully selected pole and tooth designs, ensures very low waveform distortion.
- Brushless alternator with brushless pilot exciter for excellent load response.
- The insulation system is class H, easy parallelling with mains or other generators, standard 2/3 pitch stator windings avoid excessive neutral currents.
- Backed by worldwide service network

## DIESEL ENGINE

- KTA19-G3 diesel engines are manufactured by CHONGQING CUMMINS Engines Company Limited.

### Application Data

Engine Specifications	1500RPM 50HZ
Manufacturer	CUMMINS
Number of cylinders	6
Cylinder arrangement	In-line
Cycle	Four stroke
Aspiration	Turbocharged, After cooled
Compression ratio	14.5:1
Bore x Stroke	159 mm x 159mm
Displacement	18.9litres(1150 ln <sup>3</sup> )
Direction of rotation	Clockwise viewed from front
Max.Power at rated rpm	448kW
Estimated total weight(dry)	2076 kg
Frequency regulation steady state	± 0.25%
Mean piston speed	7.9 m/s

### Exhaust

Exhaust System	1500RPM 50HZ
Maximum back pressure	10.05 kPa (3 in Hg)
Exhaust gas flow (max)	1489 litre/s
Exhaust gas temperature (max)	532 (992 )

### Lubrication

Lubrication system	1500RPM 50HZ
Oil Pressure	
At idle speed	138kPa
At governed speed	345-483kPa
Maximum Oil Temperature	121 (250 )
Total System Capacity (with Combo Filter)	50litre( 13.2 US gal)

### Engine Electrical

Engine Electrical System	1500RPM 50HZ
Battery charging alternator:	
Ground(negative/positive)	Negative
Volts(DC)	24V
Starter motor rated voltage(DC)	24V
Battery voltage	12V
Battery charging ampere	35A
Maximum allowable resistance of cranking circuit	0.002 ohm
Minimum Recommended Battery Capacity:	
Cold Soak @ 10 and Above	600 CCA
Cold Soak @ 0 to 10	640 CCA
Cold Soak @ -18 to 0	900 CCA

### Fuel

Fuel System	1500RPM 50HZ
Type of injection	Direct Injection Cummins PT
Maximum restriction at PT fuel injection pump	
with clean fuel filter	13.6kPa
with dirty fuel filter	27.1kPa
Maximum allowable head on injector return line	6.0 in Hg
Maximum fuel flow to injection pump	307 litre/hour

### Fuel consumption

Fuel consumption	1500RPM 50HZ
Standby power	107 litre/hr (28.2 US gals/hr)
100% prime power	97 litre/hr (25.5 US gals/hr)
75% prime power	73 litre/hr (19.4 US gals/hr)
50% prime power	51 litre/hr (13.4 US gals/hr)
25% prime power	30 litre/hr (7.8 US gals/hr)
Continuous power	N/A litre/hr (N/A US gals/hr)

## Application Data

### Cooling System

Cooling System	1500RPM	50HZ
Total system capacity		
Engine only	30.0 litres	
With radiator	91.0 litres	
Fan gas flow	35280 m <sup>3</sup> /hr	
Thermostat operation range	82 - 93	
Minimum pressure of radiator cap	69kPa	
Max. coolant temp. permitted		
For standby power	104	(220 )
For prime power	100	(212 )

**NOTE:**

All data is based on:

- Engine operating with fuel system, water pump, lubricating oil pump, air cleaner and exhaust silencer; not included are battery charging alternator, fan, and optional driven components.
- Engine operating with fuel corresponding to grade No. 2-D per ASTM D975.
- ISO 3046, Part 1, Standard Reference Conditions of:  
 Barometric Pressure : 100 kPa (29.53 in Hg)  
 Air Temperature : 25 (77 )  
 Altitude : 110 m (361 ft)  
 Relative Humidity : 30%  
 Air Intake Restriction : 254 mm H<sub>2</sub>O (10 in H<sub>2</sub>O)  
 Exhaust Restriction : 51 mm Hg (2 in Hg)

TBA: To Be Determined

### PCRC210/220 INTELLIGENT CONTROL SYSTEM



The AMF25 is an Automatic Mains Failure module with generator monitoring, protection and start facilities. The controller has a large LCD screen, display the generator's each parameter, running and alarm information. The off/replacement button, mode switch button, start/stop button and the LED indicator light, makes the user easy to operate and maintain the generator.

**Panel introduction:**

- Indicator or digital type frequency, voltmeter and ampere meter demonstration unit's electrical parameter.
- The big red button uses for the operator to stop the genset peremptorily
- The controller.

**Function:**

- Communication: RS232 connection, uses the industry rank MODBUS protocol can easily communicate with others intelligence control system.
- Display function: LCD screen can display the generator's parameter and the control system's running information.
- Set up parameter: Engineer can set up the controller parameter from the control panel or through the PC, 6 programmable fan-out may satisfy the user each kind of demand.
- Protection: The control system can protect the generator set, manage each kind of electrical failure.
- Control Function of ATS: When the mains failure, AMF25 will starts the generator automatically. And then, the controller control the ATS turn to the generator side.

**Protection:**

- Over-/under voltage shutdown
- Over-/under frequency shutdown
- Current/voltage asymmetry shutdown
- Over current/overload shutdown
- Low/ oil pressure shutdown
- High water temperature shutdown
- Over -/under engine speed shutdown
- Low battery voltage alarm
- Various programmable inputs and outputs

**DC Supply:** 8 to 35 V Continuous.

Note: We can design the control functions as you demand.

## CONTROLLERS

### DSE 704 AMF CONTROLLER



The DSE704 is an Automatic Mains Failure module with generator monitoring, protection and start facilities. It utilises advanced surface mount construction techniques to provide a compact yet highly specified module. This model can start the unit automatically when the MAINS failure and then control the ATS turn to the genset side. Operation of the module is via three pushbuttons mounted on the front panel with STOP, MANUAL and AUTO positions.

**Panel introduction:**

- Indicator type frequency, voltmeter and ampere meter demonstration unit's electrical parameter.
- The voltage change-over switch and the rheotrope uses for to choose the different phase voltage and current to display.
- The oil pressure gauge, coolant temperature gauge and the battery voltage gauge.
- The controller.
- Preheating button.

**Protection:**

- Over Speed Shutdown.
- Low Oil Pressure Shutdown.
- High Engine Temp Shutdown.
- Charger failure alarm.
- Mains failure alarm.
- Optional Under speed Protection.

**DC Supply:** 8 to 35 V Continuous.

# Standard Features and Accessories

## Standard Features

- Battery, Battery Rack and Battery Cables
- Integral Vibration Isolation
- Oil Drain Extension
- Air cleaner ,Heavy Duty
- 3 Pole Circuit Breaker
- Heavy duty industrial type exhaust silencer with flexible pipe(supplied loose).

## Maintenance and Literature

- General Maintenance Literature Kit
- Test Certificate and design paper
- Quality certificate and Maintenance card

## Accessories

### Enclosed Unit

- Sound Enclosure
- Weather Enclosure (with enclosed critical silencer)
- Weather Housing (with roof-mounted critical silencer)
- Trailer(Causes the genset easily to move)

### Open Unit

- Exhaust Silencer, Critical kit
- Flexible Exhaust Connector, Stainless Steel

### Cooling System

- Block Heater (recommended for ambient temperatures below 0 )
- Radiator Duct Flange
- Remote Radiator Cooling

### Fuel System

- Auxiliary Fuel Pump
- Flexible Fuel Lines
- Mechanical dipstick or fuel level sensor
- Subbase Fuel Tank with Day Tank
- Fuel fill cap with breather
- 10 hours running tank
- Automatic fuel--providing device
- Hand primer pump

### Electrical System

- Battery Charger, Equalize/Float Type

### Engine and Alternator

- 3 or 4 Pole Circuit Breaker with Shunt Trip
- Fuel/Water Separator
- Oil Preheater
- Air Preheater
- Alternator Strip Heater

## Maintenance and Literature

- Maintenance Kit (includes air, oil, and fuel filters)
- Overhaul Literature Kit

## Paralleling System

- Reactive Droop Compensator
- Voltage Adjust Control
- Voltage Regulator Relocation Kit

## Controller System

- Common Failure Relay Kit
- Customer Connection Kit(Except Open Style)
- Communications Products and PC Software
- Engine Pre-alarm Sender Kit
- Remote Annunciator Panel
- Remote Audiovisual Alarm Panel
- Remote Emergency Stop Kit
- PCRC series control system, with RS232 or RS485 communication connection and communication agreement.

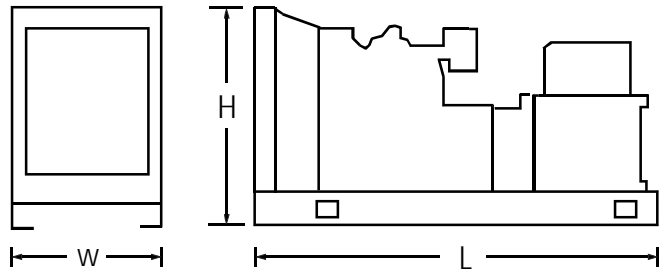
## Miscellaneous Accessories

- \_\_\_\_\_
- \_\_\_\_\_
- \_\_\_\_\_
- \_\_\_\_\_
- \_\_\_\_\_

## Dimensions and Weights

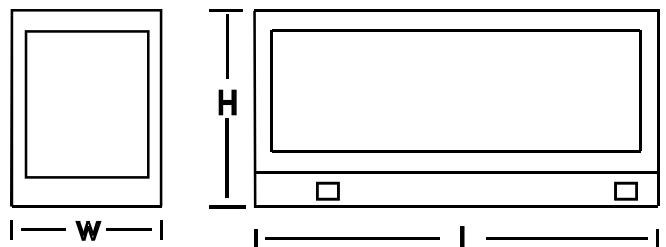
### Open Style

Overall Size, L x W x H , mm 3400 x 1100 x 1655  
 Weight(radiator model),net,Kg 5000Kg



### Soundproof Style

Overall Size, L x W x H mm 5030 x 1390 x 2270  
 Weight(radiator model),net,Kg 6200Kg



### NOTE:

THIS DRAWING IS PROVIDING FOR REFERENCE ONLY AND SHOULD NOT BE USED FOR PLANNING INSTALLATION OTC RESERVES THE RIGHT TO CHANGE SPECIFICATIONS WITHOUT PRIOR NOTICE.

### OVERSEAS TRADING CENTER

P.O.BOX 8266 SHARJAH (A4-075)  
 SAIF ZONE U.A.E

Tel: +971 6 5575888  
 Fax: +971 6 5575999

Website: [www.otcglobal.net](http://www.otcglobal.net)  
[www.otcgenerators.net](http://www.otcgenerators.net)